


Electric & Electronic Systems
For Remote Data Delivery and Control

Phase ID 6000

4G Cellular & Satellite Built-In

Fast • Accurate • Affordable



Introducing Phase ID 6000

PSI's novel Phase ID System is a non-intrusive tool that is **versatile and easy to use**. The system correctly identifies the phase of both low and medium voltage overhead distribution cables including MV Spacer cable.

The PSI Phase Identification System accurately identifies the phase of pad mounted equipment with both live and dead front connections. In addition, the PSI Phase ID system determines the various phases of a pad mounted transformer on both the low voltage and medium voltage cables. The Phase ID 6000 has these features:

- **Fast and easy to use**
- **Never out of wireless range with cellular and satellite wireless**
- **Design for both OH & UG electric distribution systems**
- **LCD displays phase and phase angle in one (~1) second**
- **Compensation for +/- 30 degrees from ΔY and YΔ connections**
- **Dynamic range from 10V to 345 KV AC**
- **Wireless remote display**

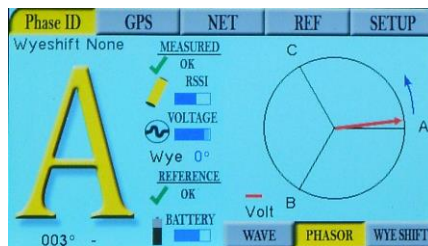
- **One Reference handles many Field Units at the same time**
- **No need to move the Reference**

Utility Tested

The PSI Phase ID 6000 is in use today under tough field conditions by utility service crews. Accurate phase determinations are routinely made using both cellular and satellite wireless communications.

Phase ID 6000 Description

To enable immediate phase identification in the field, the operator of the tool uses a hot stick to place the tool in contact with the cable to be phased. The phase of that cable is immediately read out on an LCD display.



The combination of a single reference permanently installed anywhere in the utilities service territory, and the portable

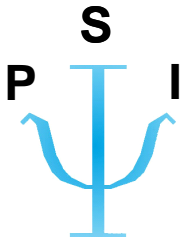
Phase ID 6000 tools provide accurate phase identification at any location. No recalibration is ever required, even when phasing circuits fed from different substations. The Phase ID 6000 is ready for instant use whenever and wherever needed. The Extensive on-line diagnostics provide a quick and easy troubleshooting aid to ensure optimal system performance.

The measurements are automatically sent from Field equipment set to the Base Unit as they are made.

Benefits

PSI's Phase ID System offers **fast, accurate and affordable** phase identification. The PSI Phase ID system enables utilities to improve the quality of operating practices and their readiness to deal with emergencies. The potential benefits are significant and result in:

- Improved decision-making process during system emergency conditions
- Improved overall distribution system reliability
- Reduce operating and maintenance costs
- Enable Smart Grid initiatives with accurate phase data.




Electric & Electronic Systems
For Remote Data Delivery and Control

Phase ID 6000

4G Cellular & Satellite Built-In

Fast • Accurate • Affordable

NEW & IMPROVED
Large Color LCD with
Vector Display



How The PSI Phase ID System Works



Reference Unit

- Connect to 120v outlet
- Provides reference the field unit via cellular network
- Permanent location
- Serves many Field Units

Field Unit Model: 6000

- Compares reference and measured wave forms
- Fast, accurate phase identification
- Displays Phase Letter and Phase Angle
- Wireless communications makes Phase ID easy

Hotstick Tool Sensor

- Sends measured wave form to Field Unit
- Voltage range of 10v to 345kV
- OH distribution cables including MV Spacer cable
- Low voltage network cables
- Pad mounted equipment with live and dead front connections
- UG elbows and test points

**Comparing Reference and Measured Waveforms
Provides Enhanced Accuracy**

POWER SYSTEMS INTEGRITY, INC